

**Nous vous présentons les feuilles à associer au livre :
'Les bases du français' aux éditions virtutem écrit par
Marie Celensi.**

**Vous trouverez une partie 'Bonus' dans laquelle l'enfant
peut s'entraîner à écrire les différentes lettres en
minuscules ou majuscules.**

**Vous aurez aussi les feuilles de découpage pour que
l'enfant puisse libérer les lettres qu'il étudie.**

*Il est conseillé de découper les feuilles en imprimant en
recto-verso afin de pouvoir reconnaître leur appartenance
aux différents sons même lorsque la lettre est à l'envers.*

**Nous pensons qu'il est possible de perdre les lettres et
ainsi, vous pourrez les libérer à nouveau.**

Amusez-vous bien !

Bonus

Tu peux t'entraîner à écrire les lettres :

A

a

B

b

C

c

D

d

E

e

F

f

g

g

H

h

j

i

J

j

K

k

L

l

M

m

N

n

O

o

P

p

Q

q

R

r

S

s

T

t

u

u

v

w

w

x

x

y









y





z


z




z

Feuille de découpage 1^{ère} partie

























Feuille de découpage 2^{ème} partie





π ★

g ★

gu ★




gm ★

h ★

ch ★

ph ★

δ ★



Feuille de découpage 3^{ème} partie

